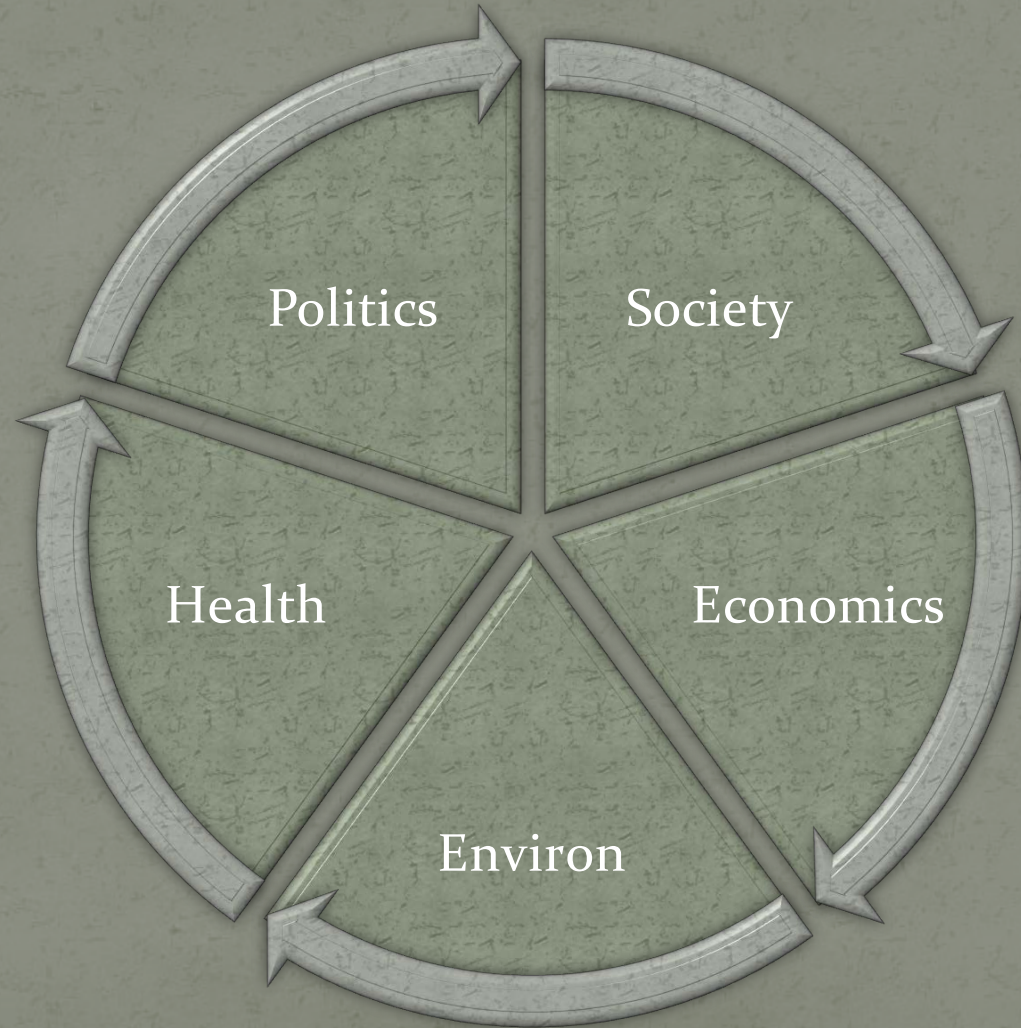


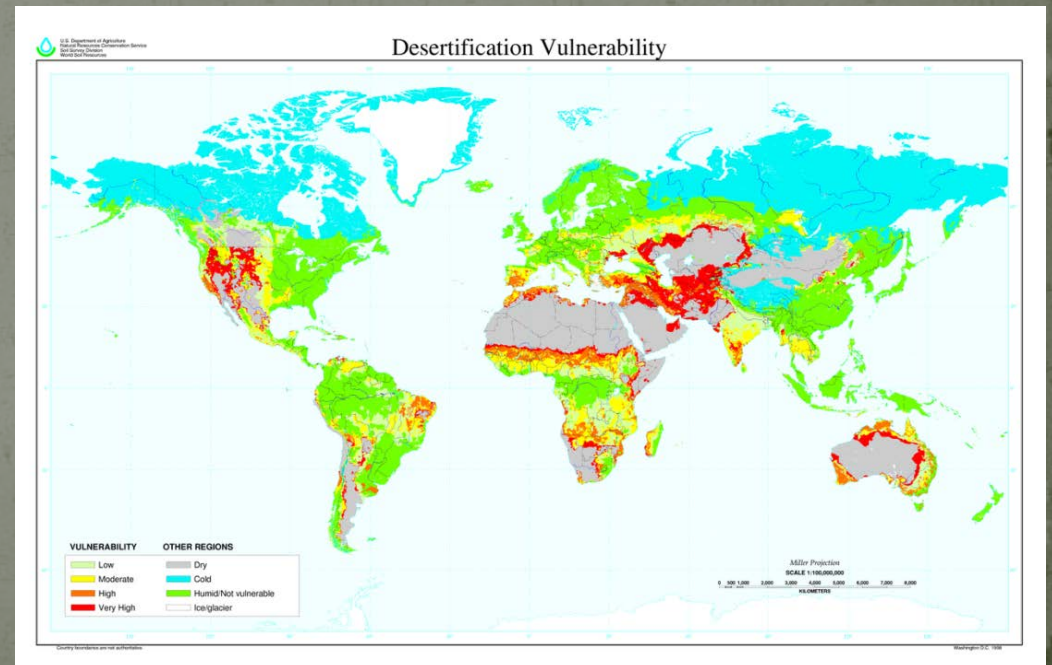

Data, Design & Society

Our Food System
Hassan Waheed

Characteristics

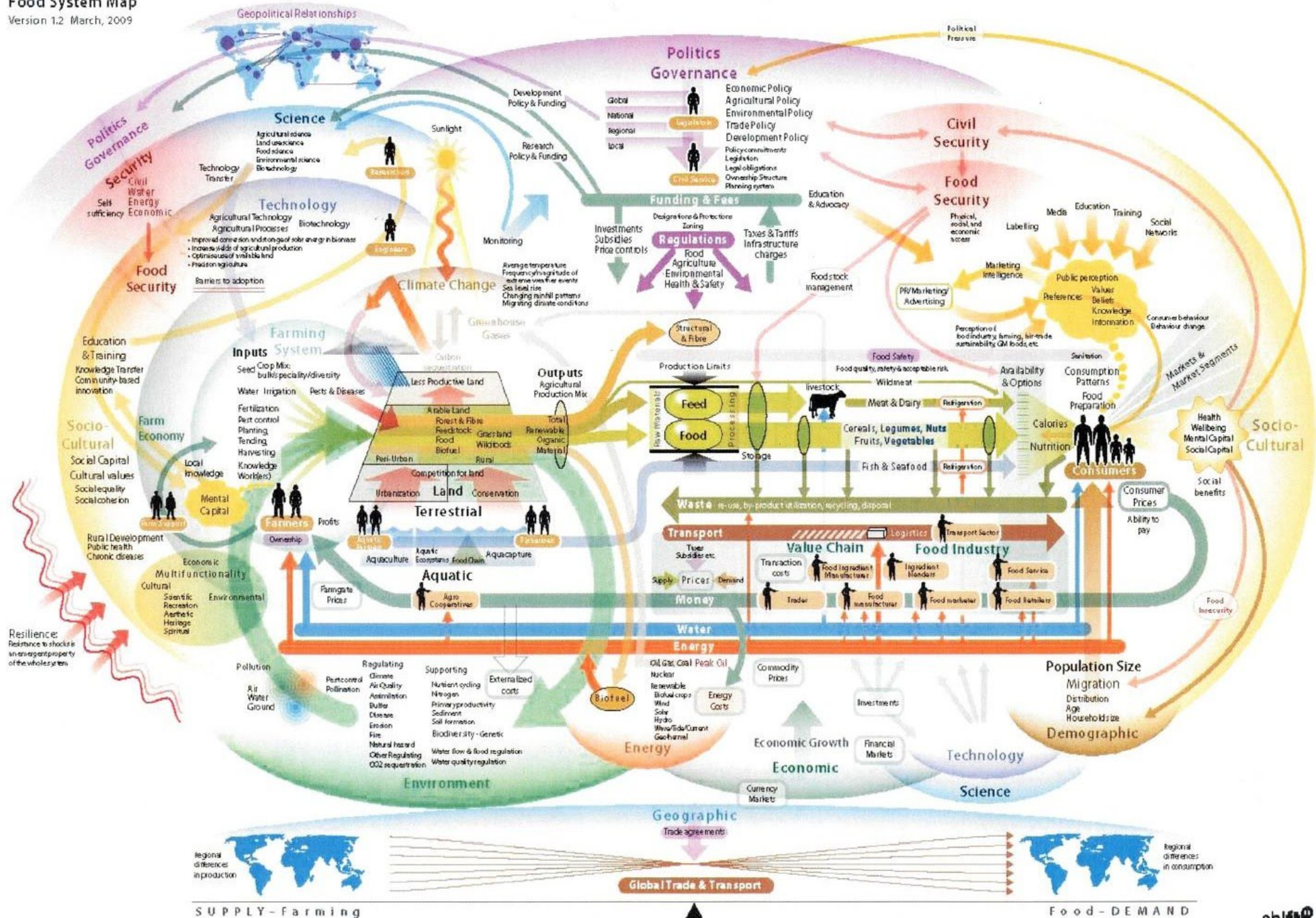


State of Food System - Environ



The Global Food System

Food System Map
Version 1.2 March, 2009



The Food Chain

- 
- Primary Production (agri/aqua)
 - Processing/manufacturing
 - Packaging
 - Transport
 - Retail
 - Consumer > waste

UK trade in Fresh, Frozen and Smoked Salmon													
Type	Flow	Unit	2003	2004	2005	2006	2007	2008	2009	2010	2011	2012	2013
Salmon (inc. smoked)	Imports	(£000s)	26,912	42,431	83,533	141,136	144,108	150,189	197,049	223,826	251,920	252,652	345,262
		(Tonnes)	11,176	16,759	29,931	43,563	48,050	46,734	52,599	50,146	57,003	62,650	69,328
	Exports	(£000s)	197,650	175,949	158,257	197,359	194,209	210,089	290,291	390,811	483,793	441,628	575,242
		(Tonnes)	73,529	65,325	48,583	53,775	60,260	57,089	70,796	82,594	96,186	100,113	111,293

Ó Crown Copyright
Source: HM Revenue and Customs
Data prepared by Trade Statistics, Analysis & Evidence Team, DEFRA

2013 data is subject to amendments

030213000	Fresh or chilled pacific salmon "oncorhynchus nerka, oncorhynchus gorboscha, oncorhynchus keta, oncorhynchus...	Imports	(£000s)										5,968	7,811		
			(Tonnes)											1,682	1,667	
		Exports	(£000s)											6,219	14,902	
			(Tonnes)												1,772	2,994
030214000	Fresh or chilled atlantic salmon "salmo salar" and danube salmon "hucho hucho"	Imports	(£000s)											133,290	246,338	
			(Tonnes)												38,139	51,415
		Exports	(£000s)											331,361	453,795	
			(Tonnes)												76,418	89,248
030311000	Sockeye salmon (red salmon)(oncorhynchus nerka):frozen exc fish fillets & other fish of hdg 0304	Imports	(£000s)	2,616	4,479	5,305	7,091	7,119	8,182	8,025	4,518	1,098	1,658	1,984		
			(Tonnes)	634	980	1,219	1,698	1,716	2,317	1,903	1,212	226	330	309		
		Exports	(£000s)	470	792	521	376	796	211	1,249	552	124	343	401		
			(Tonnes)	269	280	101	50	256	42	301	276	36	257	271		
030312000	Frozen pacific salmon (excl. sockeye salmon "red salmon")	Imports	(£000s)											654	194	
			(Tonnes)												182	53
		Exports	(£000s)												111	63
			(Tonnes)													27
030313000	Frozen, atlantic salmon "salmo salar" and danube salmon "huch o hucho"	Imports	(£000s)												641	371
			(Tonnes)													252
		Exports	(£000s)												14,360	16,683
			(Tonnes)													7,323
030319000	Other salmon: frozen, exc fillets & fish of hdg 0304:nes	Imports	(£000s)	877	1,514	1,450	2,402	4,379	5,674	3,619	3,161	2,452	578	344		
			(Tonnes)	493	488	540	700	1,113	1,386	997	966	671	124	57		
		Exports	(£000s)	897	1,616	756	1,182	2,836	2,658	552	478	936	981	721		
			(Tonnes)	929	1,760	444	408	702	561	339	371	797	328	151		

UK trade with China in Fresh, Frozen and Smoked Salmon															
Flow	Country	Com Code	Com Description	Units	2003	2004	2005	2006	2007	2008	2009	2010	2011	2012	2013
Imports	China	030311000	Sockeye salmon (red salmon)(oncorhynchus nerka):frozen exc fish fillets & other	(£000s)						88		68			
Imports (£000s)					842	####	####	####	####	####	#####	#####	#####	#####	#####
Imports (Tonnes)					547	####	####	####	####	####	3,725	4,280	4,118	2,805	3,304
Exports	China	030212000	Pacific salmon (oncorhynchus), atlantic salmon (salmo salar) & danube salmon (h	(£000s)	10	18			10	50	15	55	20,557		
Exports (£000s)					86	751	218	40	11	133	16	331	#####	#####	#####
Exports (Tonnes)					71	766	166	12	3	34	5	111	4,331	6,479	9,709


Ó Crown Copyright
Source: HM Revenue and Customs
Data prepared by Trade Statistics, Analysis & Evidence Team, DEFRA

2013 data is subject to amendments



- › History
- › The Group Management Team
- › Group information
- › Export
- › Partners
- › Careers
- › Our sites
- › Awards and accreditations

Export



Product family

Get information on all the brands in the Highland Spring Group



› [Product range](#)

Highland Spring Group is the UK's leading bottled water producer and the no.1 British exporter, selling in over 30 countries worldwide.

All our waters are bottled at source and Highland Spring water is drawn from protected land in the Ochil Hills, Perthshire. Kept free from pesticides and pollution for more than two decades, the land is certified organic by the Soil Association.

Our range of products can be found in still and sparkling, glass and PET formats all over the world. From Asia to the Caribbean, in Europe, and across the Middle East, you'll find our bottles in 5 star hotels and restaurants, as well as smaller establishments and family homes.

The Highland Spring Group




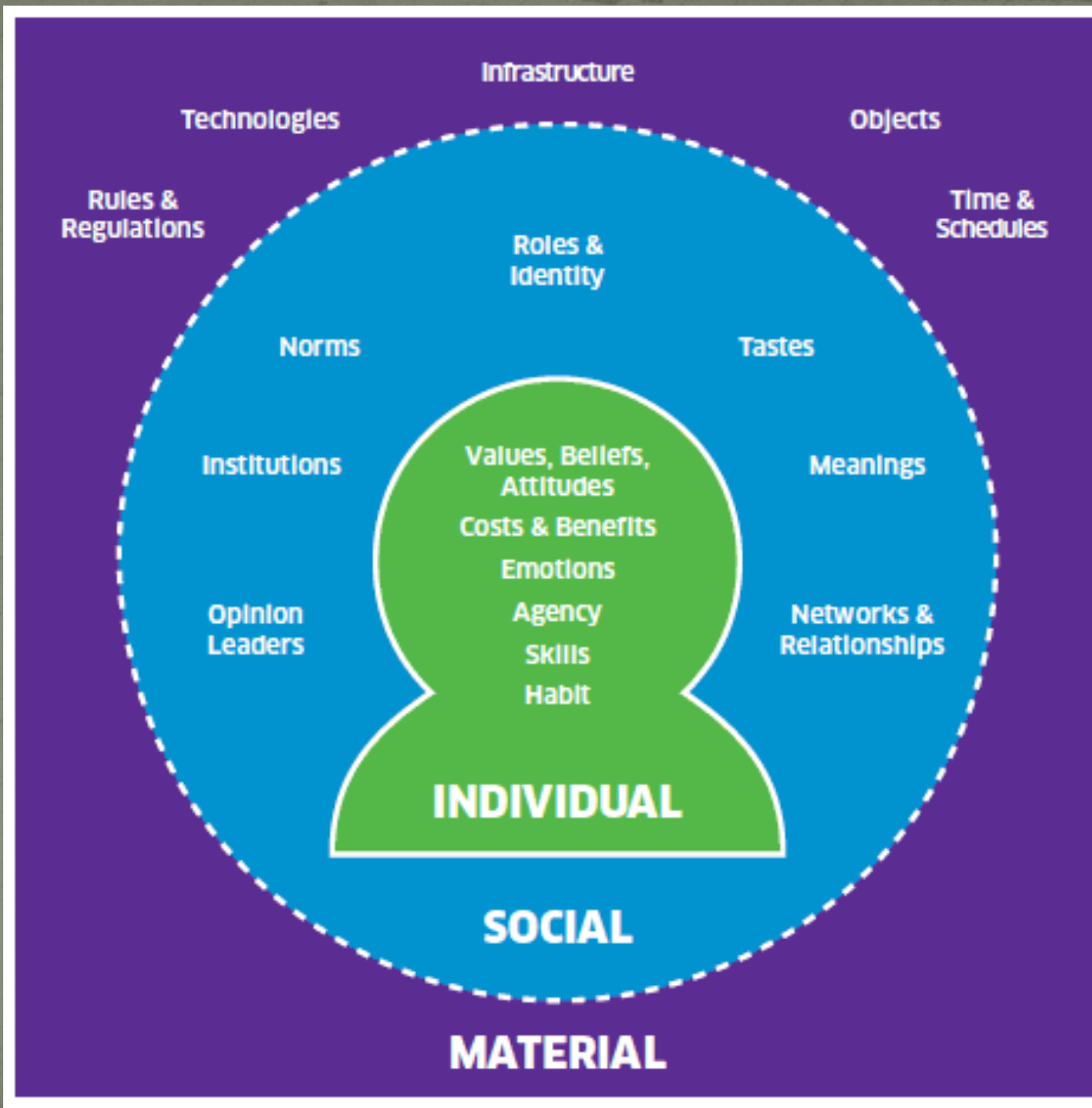


Table 1. Total PEU and GWP and amounts due to import to the UK

	*PEU GJ/t		GWP t CO ₂ -eqv./t	
	UK	Overseas	UK	Overseas
<i>Tomatoes (loose classic), Spain</i>				
Pre farm gate total	34.1	4.4	2.1	0.3
Transport to the UK	NA	3.6	NA	0.3
Total	36.2	9.6	2.2	0.7
<i>Strawberries, Spain</i>				
Pre farm gate total	12.9	8.3	0.8	0.3
Transport to the UK	NA	3.0	NA	0.3
Total	14.6	13.3	1.0	0.9
<i>Potatoes, Israel</i>				
Pre farm gate total	0.9	1.3	0.1	0.2
Transport to the UK	NA	8.7	NA	0.2
Total	3.1	10.1	0.3	0.5
<i>Poultry, Brazil</i>				
Pre farm gate total	15.9	12.2	2.5	2.1
Transport to the UK	NA	4.1	NA	0.4
Total	21.1	24.7	2.8	2.6
<i>Beef, Brazil</i>				
Pre farm gate total	41.3	7.8	23.8	31.7
Transport to the UK	NA	4.0	NA	0.3
Total	44.4	17.1	24.0	32.2
<i>Apples, New Zealand</i>				
Pre farm gate total	2.1	1.2	0.2	0.1
Transport to the UK	NA	7.5	NA	0.7
Total	5.1	11.2	0.3	0.9
<i>Lamb, New Zealand</i>				
Pre farm gate total	17.9	12.2	13.5	9.7
Transport to the UK	NA	7.5	NA	0.6
Total	30.7	37.0	14.1	11.6

*PEU includes non-renewable and renewable sources. Details of the proportions are in Appendix 1.








Langues
: fr ; es ;
en

Nyéleni 2007 - Forum for Food Sovereignty. 23rd - 27th February 2007. Sélingué. Mali

[Home page](#) | [Nyéléni 2007- Forum for Food Sovereignty](#) | [Media](#) | [Forum coverage](#)


 [The forum in Mali](#)

 [Organisers](#)

 [Food Sovereignty](#)

 [Mali](#)

[Forum documents](#)

 [Support Nyéléni 2007](#)

[Media](#)

عربي
مقالات و نصوص

Latest update :
mardi 15 décembre 2015

27 February 2007

DECLARATION OF NYÉLÉNI

Sélingué, Mali



[[DECLARATION OF NYÉLÉNI]]

[[27 February 2007]]

[[Nyéléni Village, Sélingué, Mali]]

[[Declaration of the Forum for Food Sovereignty, Nyéléni 2007]]

We, more than 500 representatives from more than 80 countries, of organizations of peasants/family farmers, artisanal fisherfolk, indigenous peoples, landless peoples, rural workers, migrants, pastoralists, forest communities, women, youth, consumers and environmental and urban movements have gathered together in the village of Nyéléni in Sélingué, Mali to strengthen a global movement for food sovereignty. We are doing this, brick by brick, as we live here in huts constructed by hand in the local tradition, and eat food that is produced and prepared by the Sélingué community. We give our collective endeavor the name "Nyléni" as a tribute to and inspiration from a legendary Malian peasant woman who farmed and fed her peoples well.

Most of us are food producers and are ready, able and willing to feed all the world's peoples. Our heritage as food producers is critical to the future of humanity. This is specially so in the case of women and indigenous peoples who are historical creators of knowledge about food and agriculture and are devalued. But this heritage and our capacities to produce healthy, good and abundant food are being threatened and undermined by neo-liberalism and global capitalism. Food sovereignty gives us the hope and power to preserve, recover and build on our food-producing knowledge and capacity.

UNITED NATIONS CONFERENCE ON TRADE AND DEVELOPMENT

UNCTAD



TRADE AND ENVIRONMENT REVIEW 2013

WAKE UP BEFORE IT IS TOO LATE

MAKE AGRICULTURE TRULY SUSTAINABLE NOW FOR FOOD SECURITY
IN A CHANGING CLIMATE

EMBARGO

The contents of this Report must not be
quoted or summarized in the print,
broadcast or electronic media before
18 September 2013, 17:00 hours GMT



UNITED NATIONS